

Cetetherm AquaTank

316Ti 10BAR



**Domestic Hot Water storage tank,
150-4000 litres**

APPLICATIONS

Cetetherm AquaTank 316Ti is a range of stainless steel secondary storage tanks from 150 - 4000 litres. These tanks are designed for use in combination with Cetetherm's tap water systems like AquaFirst, AquaEfficiency, AquaProtect or AquaCompact. Ideal for any premises where the water flow need is not constant such as in:

- apartment blocks
- hospitals
- hotels
- retirement and nursing homes
- schools
- leisure centres...

KEY BENEFITS

- Best quality for 10bar applications
- Extremely hygienic: no galvanic corrosion
- Energy saving insulation
- Very long lifetime
- Possibility to add electric immersion heaters

WORKING PRINCIPLE

The AquaTank acts as a buffer to meet the power peaks occurring at high water flow rates. The Domestic Hot Water (DHW) - heated up by the connected tap water system - is stored at the top of the vessel. The specific AquaTank internal tube arrangement keeps the hot water separated from the

recycling and cold water inlet. The cold water inlet at the very bottom of the tank (see flowchart) avoids having a zone of stagnant cold water inside the vessel. When high demand occurs, hot water is drawn from the bottom to the centre and from the centre to the very top of the vessel.

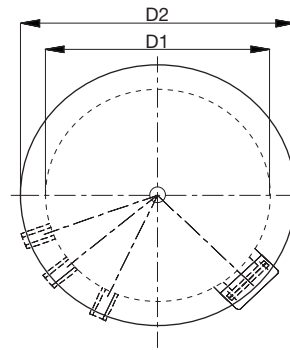
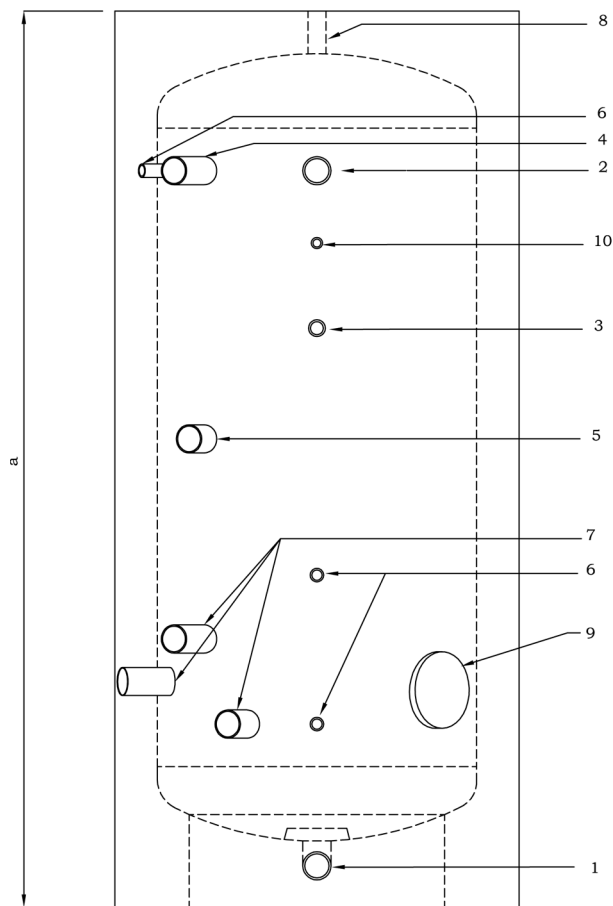
INSULATION

- The energy saving insulation is made of Neodul and the surface is covered with an impact-resistant polyester hard plastic (see technical data).
- Conform to the EU directive of energy efficiency and conform to Eurofire class (see technical data).
- Extremely low heat losses thanks to the special design of the insulation avoiding the so-called "chimney-effect" between insulation and vessel surface (see technical data).
- Very easy to remove and refit makes this vessel easy to transport into and out of premises.

FLEXIBLE ENERGY SOURCE

The complete range of the Cetetherm AquaTank 316Ti are equipped with threaded connections to give the possibility to add electric immersion heaters. These can be fitted directly to the threaded connections, which simplifies the installation work.

DRAWING



Connections (see table for sizes)

1. Cold water inlet
2. Hot water outlet
3. Hot water circulation
4. Charge heat exchanger
5. Support sleeve, 2"
6. Instrument connection, 3/4"
7. Immersion heater, 2"
8. Air vent, 1"
9. Inspection opening, 120 mm dia.
10. Instrument connection, 1/2"

TECHNICAL DATA

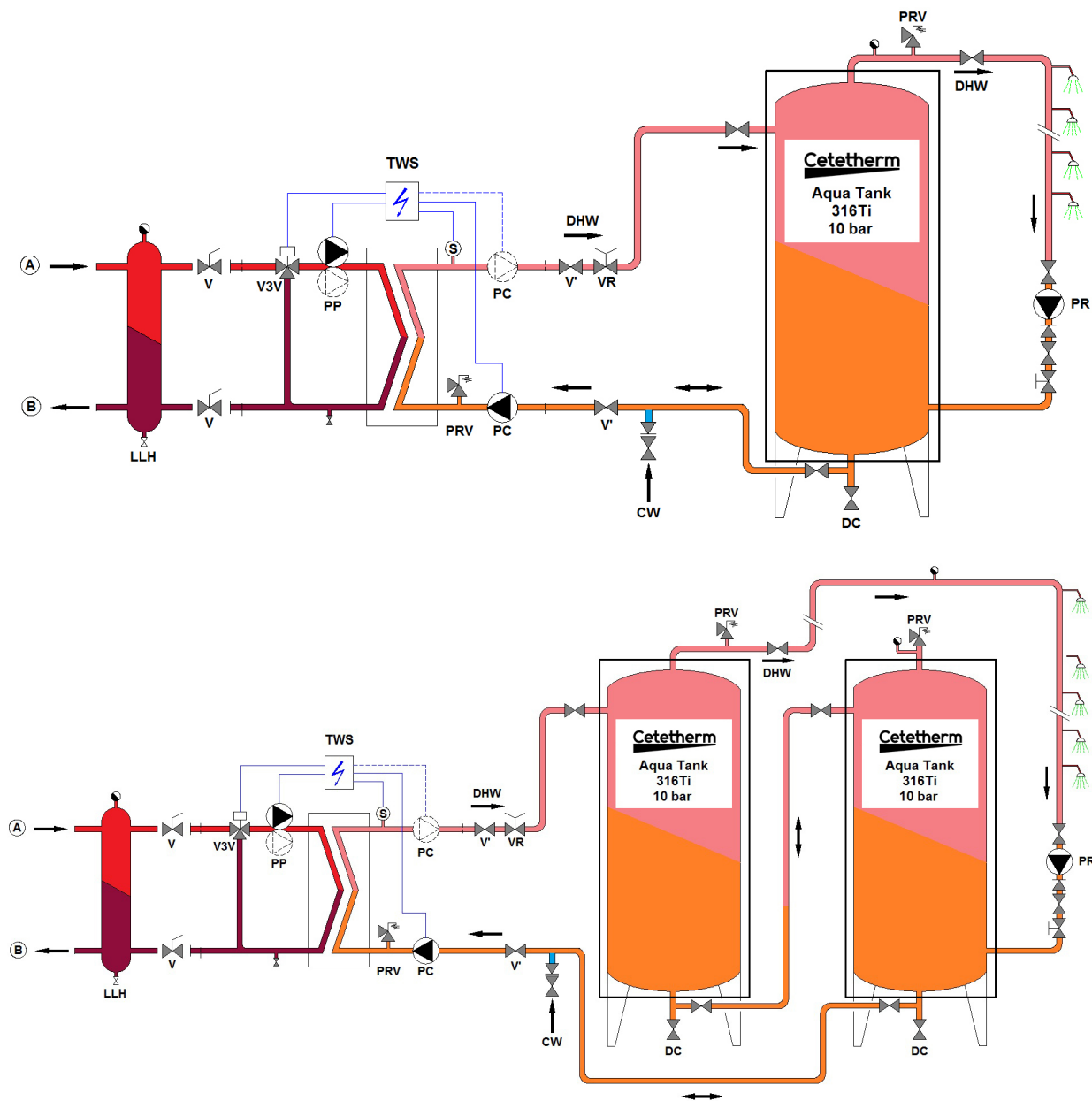
Article number	Tank capacity (L)	Inspection opening (mm)	Dimensions* (mm)			Connections 1, 2, & 3 (inch or DN)	Heat losses (kWh in 24 h)	Dry weight with insulation (kg)	Immersion heater rating possibilities (kW)
			a	D1	D2				
AQT015SB4	150	120/180	1125	500	700	1" / 1" / 1"	1.19	45	∅
AQT020SB4	200	120/180	1500	500	700	1" / 1" / 1"	1.4	52	∅
AQT030SB4	300	120/180	1560	550	750	2" / 2" / 1"	1.58	68	1 x 5.25
AQT030SB4U	300	120/180	1560	550	750	2" / 2" / 1"	1.58	68	1 x 5.25
AQT050SB4	500	120/180	1815	650	850	2" / 2" / 1"	2.36	91	1 x 9
AQT052SB4	500	120/180	1815	650	850	2" / 2" / 1"	2.36	91	2 x 9
AQT052SB4U	500	120/180	1815	650	850	2" / 2" / 1"	2.36	91	2 x 9
AQT075SB4	750	120/180	2105	750	950	2" / 2" / 1"	2.89	146	2 x 12
AQT073SB4	750	120/180	2105	750	950	2" / 2" / 1"	2.89	146	3 x 12
AQT075SC4	750	400/480	2105	750	950	2" / 2" / 1"	3.17	158	2 x 12
AQT075SB4U	750	120/180	2105	750	950	2" / 2" / 1"	2.89	146	2 x 12
AQT100SB5	1000	120/180	2180	850	1050	2" / 2" / 1"	3.36	200	3 x 12
AQT100SC5	1000	400/480	2180	850	1050	2" / 2" / 1"	3.52	198	3 x 12
AQT100SB5U	1000	120/180	2180	850	1050	2" / 2" / 1"	3.36	200	3 x 12
AQT150SC5	1500	400/480	2245	1000	1240	2" / 2" / 1"	3.89	298	∅
AQT150SC5U	1500	400/480	2245	1000	1240	2" / 2" / 1"	3.89	299	3 x 12
AQT200SC5	2000	400/480	2595	1100	1340	2" / 2" / 2"	4.31	350	∅
AQT200SC5U	2000	400/480	2545	1100	1340	2" / 2" / 2"	4.31	348	3 x 12
AQT250SC5	2500	400/480	2410	1300	1540	DN50 / DN50 / 1 1/4"		475	∅
AQT300SC5	3000	400/480	2910	1300	1540	DN50 / DN50 / 1 1/4"		555	∅
AQT400SC5	4000	400/480	3660	1300	1540	DN50 / DN50 / 1 1/4"		665	∅

* Dimensions are target values. Binding figures are shown on the drawings

INSULATION CHARACTERISTICS

- Eurofire class D S1, do/EN 13501-1 (or B2 / DIN4102)
- 150 to 1000L: Neodul 80/20 (100mm) covered with a polyester hard plastic
- 1500 to 4000L: Neodul 100/20 (120mm) covered with a polyester hard plastic
- Energy efficiency class according to European Union rule N°814/2013 and N°812/2013:
 - 150 to 300L: energy efficiency class B
 - 500 to 2000L: energy efficiency class C
 - 2500 to 4000L: not mandatory

FLOWCHARTS



- | | | | |
|-----|---------------------------------|-----|---|
| A | Primary inlet | PR | Recycling pump (on installation) |
| B | Primary outlet | PRV | Pressure relief valve |
| CW | Cold water inlet | S | DHW temperature sensor |
| DC | Draining valve | TWS | Tap Water System |
| DHW | Domestic Hot Water | V | Manual gate valve |
| HE | Heat exchanger (PHE) | VR | Balancing valve |
| PC | Charging pump (one or two) | V3V | Mixing 3-port control valve with actuator |
| PP | Primary pump (single or double) | | |

Operating limits	
Maximum operating pressure (gauge)	10 bar
Maximum operating temperature	95°C