




Cetetherm Micro RTC

Heating and domestic hotwater substation for apartments and single family houses



The Cetetherm Micro RTC heating substation is installation-ready for complete central heating and hot water requirements. It is suitable for apartments and single family houses that are connected to a heating network.

Cetetherm has many years of experience in district heating technology, which is put to expert use in the Micro RTC, resulting in its practical function and ease of use. All components are easily accessible for inspection and future service when required.

HIGH COMFORT

The Micro RTC has a fully automatic individual temperature setting for central heating and hot water. Heat is automatically regulated, depending on indoor temperature. Domestic hot water is heated separately in a high-capacity heat exchanger; thus ensuring that the hot water is always as fresh as the incoming cold water mains supply.

SIMPLE INSTALLATION

Compact dimensions, light weight, well arranged plumbing and factory-complete internal wiring – all make installation very simple. A pre-programmed control unit and a power cable already fitted with a plug make things even simpler to allow immediate start-up.

Micro RTC is mounted on an insulated frame and includes an insulated cover. Better insulation means less energy usage and better energy efficiency.

LONG-TERM SECURITY

The Micro RTC represents the most modern technology, and provides the answer to stringent demands for longterm performance. The heat exchanger plates and all piping are manufactured in acid-resistant stainless steel. All components are closely matched and carefully tested to function in accordance with 3rd party certified quality assurance system ISO 9001.

HEATING NETWORK – A GOOD SOURCE OF HEAT

A heating network is an efficient technology that meets the need for central heating and hot water in a simple, convenient and secure way.

OPERATION

Micro RTC is used for the direct connection of apartments and single family houses to the heating network. With this kind of connection, the heating water from the heating network is used for heating the radiator system of the apartment or single family house.

A heat exchanger is used to transfer heat from the heating network medium to the hot water system. Heat is transferred through a package of thin, acid-resistant, stainless steel plates, which keeps the heating network medium separate from the domestic hot water system.

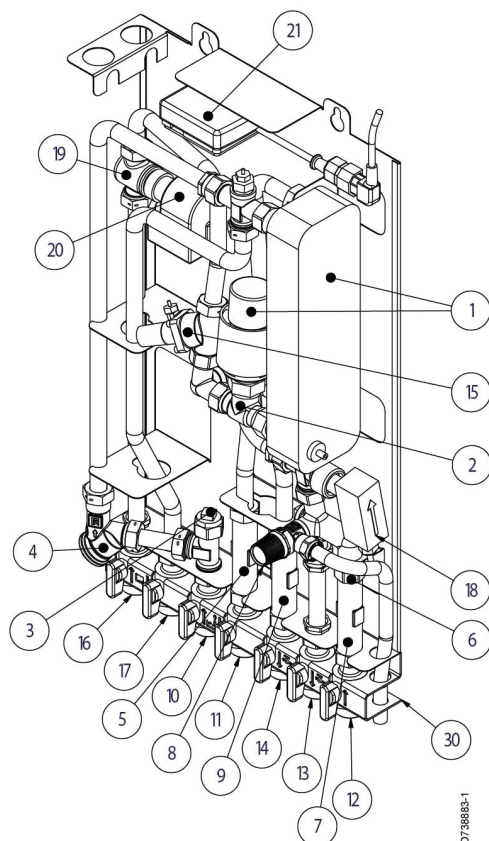
Micro RTC has automatic temperature control for central heating. The heating circuit is adjusted in relation to the required indoor temperature via a thermostatic control.

The indoor panel with the indoor sensor is always included and increase the comfort and saves energy.

The heating controller has an easy to use interface and built in energy saving functions.

A self-sensing temperature regulator controls the hot water temperature. This measures the temperature of the hot water in the heat exchanger and automatically adjusts the outgoing flow. This patented, in-house Cetetherm design gives a constant hot water temperature irrespective of volume and pressure flow.

The energy supplier registers use of energy. Measurement is done by recording the flow of heating network medium through the system, and by measuring the temperature difference between the medium's supply and return flow.

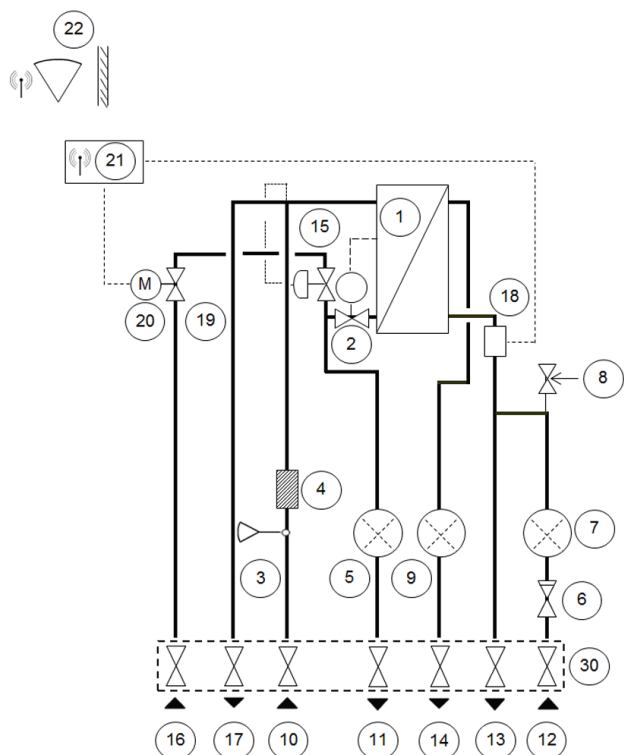


COMPONENTS

1. Heat exchanger and temperature controller for hot water
2. Control valve for hot water
3. Temperature sensor connection, heating media supply
4. Filter for heating media
5. Adapter for energy meter
6. Check valve for cold water
7. Adapter for Cold water flow meter
8. Safety valve for domestic hot water *
9. Adapter for Hot water flow meter
10. Heating network media, supply
11. Heating network media, return
12. Cold water inlet (cw)
13. Cold water outlet (cw)
14. Hot water (hw)
15. Differential pressure controller
16. Heating circuit, return
17. Heating circuit, supply
18. Flow switch for domestic hot water *
19. Control valve, heating circuit
20. Actuator, heating circuit
21. Connection box for electric power and sensors, heating circuit
22. Room thermostat/control panel *
30. First fix jig including shut-off valves (option)

*) included depending on model

DIAGRAMMATIC FLOW CHART FOR MICRO RTC



AN EASILY MANAGEABLE, ECONOMICAL AND DURABLE SOURCE OF HEAT

The Micro RTC uses the heating network medium for heating the domestic hot water (providing an uninterrupted supply) as well as the water in the central heating system.

The Micro RTC is a wall-mounted unit and is very compact. The unit is discreet and to minimize transmission of operational sounds, we recommend installing it on well insulated walls or on walls of concrete.

Micro RTC requires no attendance or maintenance and has a very long operational life. In the event of requiring service or component exchange at some future date, all parts are easily accessible and individually replaceable.

To save time and efficiency the installation, Cetetherm offers a first-fix- jig including shut-off valves.

For underfloor heating systems

The instructions of the underfloor heating supplier must also be checked.

OPERATING DATA

	Heating medium	Heating circuit	Hot water circuit
Design pressure, MPa	1.0	1.0	1.0
Design temperature, °C	100	100	100
Opening pressure, safety valve, MPa	-	-	0.9
Volume, l	0.34	-	0.36

PERFORMANCE AT AVAILABLE DIFFERENTIAL PRESSURE 50-400 KPA

Designed temperature programme (°C)	Capacity (kW)	Primary flow (l/s)	Actual return temp. (°C)	Secondary flow (l/s)
Hot water circuit				
80-25/10-55	79	0.34	25	0.42
70-25/10-58	36	0.19	25	0.18
65-25/10-50	55	0.33	25	0.33
Heating circuit				
80-50	10	0.08	50	0.08

CONNECTIONS

First-fix jig	External thread
Heating network media supply	G 1
Heating network media return	G 1
Heating circuit supply	G 1
Heating circuit return	G 1
Cold water inlet	G 1
Cold water outlet	G 1
Hot water	G 1

OTHER INFORMATION

Electrical data: 230 V, 1-phase, 25 W

Dimensions (cover): 430 mm width x 160 mm depth, 775 mm height

Dimensions (without cover): 400 mm width x 120 mm depth, 630 mm height

Weight: 14 kg, cover 2 kg

Transport particulars: Total weight 21 kg, 0.08 m³

OPTION

First fix jig with shut-off valves.

